



GLOBAL
BRAIN
CONSORTIUM

2020



Varadero, Cuba
Feb 27 - Mar 01

Welcome Messages



**Alan Evans, Co-Chair
Global Brain Consortium**



**Pedro ValdesSosa, Co-Chair
Global Brain Consortium**

On behalf of our entire Steering Committee, it is a pleasure to welcome you to the second meeting of the Global Brain Consortium (GBC). As we pointed out in our previous encounter, numerous workshops in recent years that tackle some of the biggest questions in neuroscience. Recent advances in information technology to mediate data-sharing, dedicated support from funders, and a burgeoning culture of Open Science offer new hope for meaningful scientific engagement on an international scale. However, bringing scientists across the globe together to work collectively has been difficult - for a variety of technical, logistical, ethical and sociopolitical reasons. We must work together – scientists, technology developers and funders - to shape strategies that bridge operational gaps and expand access to health resources. This is why we have come together in Varadero, Cuba today

Finding a place to begin that provides an opportunity for us to have a scientific focus, tackle major technological challenges and enhance global impact is a delicate balancing act. Modern neuroscience has a considerable arsenal of theoretical, modelling and neuroimaging technologies, but many of these devices are not readily available in Lower- and Middle-Income Countries (LMIC). Fortunately, access to an array of digital and neuro-technologies, enhanced in recent years thanks to the investment of the Big Brain initiatives, may allow us to cross this critical divide. This in turn will open collaborative opportunities for neuroscientists and clinicians in LMIC who have been somewhat marginalized from previous efforts in global collaboration. This was the focus of a first meeting of international Brain Projects with the World Health Organization in Geneva in 2016, regarding health care to underserved populations around the world. The GBC Steering Committee now seeks to level the playing field by creating an ecosystem where we can learn from each other.

We elected to begin this venture with EEG, a technique that allows us to study dynamic brain states in consciousness, sleep, anesthesia, and across multiple brain disorders. EEG has exquisite temporal resolution in quantifying brain states, and is broadly used internationally. We believe it is an excellent use case that will lay the groundwork for a new global neuroscience collaborative ecosystem - tackling complex issues of international best practices and data-sharing, fostering global precision mental health and reducing the global burden of brain disorders. Our current efforts are based upon and considerably expand the Canada-Cuba-China collaboration that has received support from the Quebec, Cuban, and Chinese governments. It has initiated the construction, within the framework of the Canadian Open Neuroscience Platform (CONP), of an accessible neuroinformatics platform that not only includes EEG but also fosters engagement by stakeholders in any global region; regardless of their economic setting.

We are deeply grateful to the Ludmer Foundation for their support for this GBC workshop and the vision of a global neuroscience network.



**Irving Ludmer, Founder
Ludmer Centre for
Neuroinformatics and
Mental Health**

On behalf of the Ludmer Centre, welcome. Today represents a dream come true---a global consortium cooperatively researching neurodegenerative and mental illnesses.

Several years ago, I asked the then Dean of Medicine at McGill University, my alma mater, was studying the matter of consciousness. He replied, “No, but if we start by fixing and modernizing our psychiatry training centre, maybe we can recruit scientists to fulfill our needs.” We turned what looked like a prison into a modern facility. But there remained much more to be done.

The next step was to build a consortium of the Douglas Mental Health Hospital, The Montreal Neurological Institute and the Lady Davis Institute of the Jewish General Hospital into a multidisciplinary research centre for neurodegenerative and mental health studies.

About two years later, contracts were signed and The Ludmer Centre was born. Then came Alan Evans’ “Canada Cuba China” cooperative and a Canada-wide cooperative. Now with a global consortium, I’m confident we’ll see even further progress in the understanding of the universe within, the functioning of matter and energy into consciousness and cures.

Thank you for your participation.



GLOBAL BRAIN CONSORTIUM

Partners



HEALTHY BRAINS
FOR **HEALTHY LIVES**

Leadership



Gary Egan
Monash University



Maryann Martone
UCSD



Jean-Baptiste Poline
McGill University



Katrin Amunts
Julich



Alan Evans
McGill University



Jane Roskams
UBC



Pedro Valdes-Sosa
CNEURO



Bartha Knoppers
McGill University



Paul Thompson
USC



Greg Farber
NIH



Dezhong Yao

Outcomes



Integration



Capacity



Professional
Development



Precision
Brain Health



Organizing Committee GBC 2020

Alan Evans
Pedro Valdes Sosa
Jorge Bosch-Bayard
Gerardo Guillen Nieto
Naser Muja
Marianna Papamihelakis
Joanne Clark
Wendy Dong
Maria Luisa Bringas Vega
Janet Perodin
Gleysin Cabrera
Anette Hardy
Leonardo Oramas
Yunitsy Zulueta
Ronny Fernández
Elizabeth González

Sponsors GBC 2020



NEUROINFORMATICS
& MENTAL HEALTH
NEUROINFORMATIQUE
ET SANTÉ MENTALE



HEALTHY BRAINS
FOR **HEALTHY LIVES**



McGill

neuro

MCIN



Joint China-Cuba Lab



General Program GBC 2020

Hours	Thursday, February 27 th	Comments
	Arrival of the participants according to schedule and flights from Havana / Varadero airports.	
	Transfers from both airports to the International Melia Hotel in Varadero	
	Check in at the hotel	
	Transfers and check in of the Cuban delegation	
18:30-20:30	Dinner	Buffet restaurant at the hotel
20:30 - 21:30	Welcome cocktail (drink and get together)	Red Lobby Terrace Bar
Friday, February 28		
7:00 - 8:30	Breakfast	Buffet
8:00-8:45	Workshop Registration	Level 0 Convention Center
9:00 - 10:30	Plenary session	Guama I-II
<ul style="list-style-type: none"> • Welcoming Remarks: Alan Evans and Pedro Valdes-Sosa • Greetings from Irving Ludmer (Video) • Greetings from Devora Kestel, WHO (Video) • Greetings from Mmantsetsa Marope, UNESCO • Greetings from the Chinese delegation (Video by Dezhong Yao) • The Cuban Approach to Global Precision Brain Health: Mitchell Valdes-Sosa,CNEURO • Meeting Overview: Pedro Valdes-Sosa 		
10:30-11:00	Break	
11:00 - 13:00	Work Group Sessions 1 meeting rooms Atenas and Yumuri Level Cero Convention Center	
<p>Working Group 1: EEG Standards & Best Practices and GBC Chairs: Jorge Bosch, Christine Rogers and Scott Makeig Room: Guama I-II</p> <p>Working Group 2: Global Public Health Chairs: Tarun Dua and Luis Velazquez Room: Yumuri</p> <p>Working Group 3: GBC Governance and Operational Model Chair: Alan Evans Room: Atenas</p>		

13:00 - 14:30	Lunch	Buffet "EL Mercado" restaurant
14:30 - 16:30	Work Group Sessions 2	
<p>Working Group 4: Studying Dynamic Brain States with EEG Models Chairs: Christoph Michel and Pedro Valdes Room: Guama I-II</p> <p>Working Group 5: Neurodevelopment and Educational Neurosciences Chairs: Nancy Estevez and Mmantsetsa Marope. Room: Atenas</p> <p>Working Group 6: EEG Paradigms, Clinical Applications and Validation Chairs: Dirk Smit, Mitchell Valdes and Claudio Babiloni Room: Yumuri</p>		
16:30 - 17:00	Break	
17:00 - 18:00	Plenary Session Working Group 7 : <i>Research opportunities with Cuba.</i> <i>Chairs Gerardo Guillen and Janina Galler</i>	
20:00 - 21:30	Dinner Reception: Restaurant "El criollo"	
Saturday, February 29		
6:30 - 8:30	Breakfast	
8:30- 10:30	Plenary meeting reports from Working Group Sessions 1 and 2	
10:30- 11:00	Coffee Break	
11:00 - 13:00	Work Group Sessions 3	
<p>Working Group 8: Aging and Neurodegenerative diseases: Disease Progression Modeling Chairs: Yasser Iturria and Roberto Rodriguez Room: Guama I-II</p> <p>Working group 9: Neuropsychiatric diseases: Novel and scalable strategies for treatment and intervention Chairs: Klaus Mathiak and Giuseppe Chiarenza Room: Yumuri</p>		
13:00 - 14: 00	Lunch	Buffet restaurant
14:00 - 15:00	Plenary meeting Report from Working Group Session 3	Guama I-II
15:00 - 16:30	Networking/Coffee Break	
16:30 - 17:30	Plenary session	

GBC organization issues		
Wrap-up and closing remarks: Alan Evans/Pedro Valdes-Sosa		
19:30-21:00	Dinner	on their own
Sunday, March 1		
6:30 - 8:30	Breakfast	
9:00 - 11:00	Informal meetings	
12:00 on	Check out	
	Lunch Departure according to schedule	on their own

Attendee Biographies



Abrams, Mathew Birdsall

mathew.abrams@incf.org

PhD, MPH, Deputy Director, Science and Training, INCF.
Secretary, Neuroinformatics Congress Program Committee
Secretary, Council for Training, Science and Infrastructure
Secretariat representative, Training and Education Committee
Project manager, KnowledgeSpace



Babiloni, Claudio

claudio.babiloni@uniroma1.it

<https://scholar.google.com/citations?hl=zh-CN&user=HwkoCAkAAAAJ>

PhD. Associate Professor of Physiology at the Department of Physiology and Pharmacology "V. Erspamer", Sapienza University of Rome, Italy. Co-Chair of Special Interest Group on EEG/MEG brain connectivity of International Federation of Clinical Neurophysiology (IFCN) and Chair of Electrophysiology Professional Interest Area (E-PIA) of ISTAART-Alzheimer's Association
<https://action.alz.org/personifyebusiness/Membership/ISTAART/PIA/Electrophysiology.aspx>



Bosch Bayard, Jorge

oldgandalf@gmail.com

<https://scholar.google.com/citations?hl=zh-CN&user=-wVncXgAAAAJ>

Computer Scientist. PhD in Health Sciences. He was appointed Senior Researcher at the Cuban neuroscience Center, Professor at the Center for Neurobiology of UNAM, Mexico. Currently Research Assistant at the McGill Centre for Integrative Neuroscience. Montreal Neurological Institute. McGill University, Montreal Canada. Developer of methods for EEG analysis for source localization and connectivity. Also developed Quantitative EEG normative studies, the development of measures of deviations from normality and the discovery of biomarkers for neurodevelopmental disorders.



Giuseppe A. Chiarenza M.D.

www.giuseppechiarenza.it

Child and adolescent neuropsychiatrist, neurologist, neurotherapist BCIA. Founder and President of the International Centre of learning, attention and hyperactivity disorders (CIDAAI), Milano, Italy. Director of the Bionatural Detoxification Center (CDB) of the Eris Foundation, President of the International Organization of Psychophysiology. Fields of interest: Developmental neuropsychology, neurophysiology and psychophysiology of learning disabilities, dyslexia and attention deficit hyperactivity disorder. Analysis of electrical brain activity and responses in combination with neuropsychological tasks for the investigation of brain cognitive processes in normal and abnormal conditions in children and adults.

**Das, Samir**samirdas99@gmail.com<https://scholar.google.com/citations?hl=zh-CN&user=2OoVNmcAAAAJ>

Associate Director of Technology ACE Labs McConnell Brain Imaging Center, Montreal Neurological Institute

(Source: <http://www.bic.mni.mcgill.ca/~samir/>)**Desjardins James**

MA Behavioral Neuroscience. Was the EEG analyst for the Lifespan. Development Research Centre at Brock University prior to taking a position as a High-Performance Computing Consultant for SHARCNET/ComputeCanada in 2014. Currently remains involved in EEG research as an analytics consultant.

**Dua, Tarun**duat@who.int

Programme Manager, Department of Mental Health and Substance Abuse, World Health Organization. Lead on brain health and interested in public health aspects of neurological disorders.

**Dyke, Stephanie**stephanie.dyke@mcgill.ca

PhD. Data governance and ethics research at the Montreal Neurological Institute and McGill Centre for Integrative Neuroscience. Her research experience spans biochemistry, science communication, bioethics and science policy. She has worked for a national bioethics advisory council, the Irish Council for Bioethics (2005-08), as policy adviser at the Wellcome Trust Sanger Institute (2008-13), and at the Francis Crick Institute (2013-14). Stephanie joined McGill University in 2014, where she has been conducting ethics and policy research focusing on data sharing policy with large international collaborations, such as the Global Alliance for Genomics and Health (GA4GH) and the International Human Epigenome Consortium (IHEC). In 2018, joined the Neuro and McGill Centre for Integrative Neuroscience (MCIN) to focus on ethics and policy in the neurosciences and its Open Science plans. Co-chair of the GA4GH Researcher Identities Task Team which aims to streamline researcher access to data.

**Evans, Alan**alan.evans@mcgill.ca<https://scholar.google.com/citations?user=FxPzh9kAAAAJ&hl=zh-CN>

James McGill Professor of Neurology and Neurosurgery, Psychiatry and Biomedical Engineering at McGill University since 2009, and a researcher in the McConnell Brain Imaging Centre (BIC) of the Montreal Neurological Institute. He is co-director of the Ludmer Centre for Neuroinformatics and Mental Health and is Principal Investigator of CBRAIN, a pan-Canadian project to integrate Canadian brain research with the Compute Canada high-performance computing grid. He is the sole Canadian participant in the \$1.1 billion European Human Brain Project and is a co-principal investigator of the Big Brain project. He is Scientific Director of McGill's \$84 million CFREF project, "Healthy Brains for Healthy Lives."

(Source: <https://www.mcgill.ca/neuro/research/researchers/evans>)**Farber, Greg**FarberG@mail.nih.gov<https://scholar.google.com/citations?hl=zh-CN&user=50KT0kkAAAAJ>Director, Office of Technology Development and Coordination
6001 Executive Boulevard, Room 7162, MSC 9640
301-435-0778(Source: <https://www.nimh.nih.gov/about/organization/od/office-of-technology-development-and-coordination-otdc.shtml>)**Farzan, Faranak**faranak.farzan@sfu.cahttps://scholar.google.com/citations?hl=zh-CN&user=J_3NCa0AAAAJ

Chair in Technology Innovations for Youth Addiction Recovery and Mental Health, Prof in School of Mechatronics Systems Engineering, EEG lead of Canadian Biomarker Integration Network in Depression, Founder and Director of eBrain Laboratory, Director of embedded neurotechnology

research laboratory in multi-site long-term addiction recovery program, John Volken Academy. Interests focused on development, utilization, and translation of multi-modal neurotechnology, involving EEG, combined with computational methodologies, toward advancing treatments and diagnoses for neuropsychiatric disorders. Interested in discussing practicalities of validating and translating EEG research outcomes, to make a meaningful change in the community and current clinical practice.



Galler, Janina

janina.galler@gmail.com

<https://scholar.google.com/citations?hl=zh-CN&user=E8KIFpMAAAAJ>

Professor of Psychiatry at Harvard Medical School, and Senior Researcher, Division of Pediatric Gastroenterology and Nutrition, Department of Pediatrics, MassGeneral Hospital for Children, Boston, MA. She co-founded the 45-year Barbados Nutrition Study (BNS) with Sir Dr. Frank C. Ramsey, who was knighted for their joint efforts in eliminating malnutrition from Barbados. Dr. Galler has served as Director of this study since 1973. The BNS is a unique longitudinal study that has shown how the intergenerational legacy of poverty and disadvantage result from early childhood malnutrition. An important facet of her research is its focus on epigenetics as a potentially reversible mechanism underlying malnutrition effects on behavior and health over the life span and across generations. (Source: https://en.wikipedia.org/wiki/Janina_R._Galler)



Guillen, Gerardo. Ph.D.

Gerardo.Guillen@cigb.edu.cu

Director of Biomedical Research, Center for Genetic Engineering and Biotechnology (CIGB), Cuba. Academic. Cuban Academy of Science. Full professor, Havana University Distinguished Professor-at-Large, UESTC, Chendu, China

Dr. Guillen main experience is on vaccinology, biotechnology, infectious diseases and drug development. He is also coauthor of several papers and patents on cytoprotection, cardio-protection and neuroprotection, including biomarkers, preclinical evaluation and clinical trials.



Grova, Christophe

christophe.grova@concordia.ca

<https://scholar.google.com/citations?hl=zh-CN&user=Nd3bXIEAAAAJ>

PhD. Associate Professor, Physics Dept. and PERFORM Centre, Concordia University. Chair of PERFORM Applied Bio-Imaging Committee (ABC), Canada



Harmony, Thalia

thaliah@unam.mx

MD, PhD. Professor at the Institute of Neurobiology of the National Autonomous University of Mexico. Director Neurodevelopmental Research Unit of the Institute of Neurobiology of the National Autonomous University of Mexico, since 2005. Project: Multidisciplinary approach (clinical, psychological, electrophysiological, MRI, neurohabilitation) to develop early diagnostic and treatment procedures for infants with perinatal brain damage. Interests: qEEG, psychophysiology, neurodevelopment.



Jerbi, Karim

karim.jerbi.udem@gmail.com

<https://scholar.google.com/citations?hl=zh-CN&user=FvXuJbUAAAAJ>

Prof, Canada Research Chair in Systems Neuroscience and Cognitive Brain Imaging. Head of the Computational and Cognitive Neuroscience Lab (CoCo Lab) at the Department of Psychology of the University of Montreal. Co-director of the magnetoencephalography (MEG) imaging facility at the University of Montreal and associate director of the Unité de Neuroimagerie Fonctionnelle (UNF) at the Centre de recherche de l'Institut universitaire de gériatrie de Montréal (CRIUGM).



Knoppers, Bartha Maria

bartha.knoppers@mcgill.ca

<https://scholar.google.com/citations?hl=zh-CN&user=2LuZPQIAAAAAJ>

PhD (Comparative Medical Law)

Full Professor, Canada Research Chair in Law and Medicine and Director of the Centre of Genomics and Policy of the Faculty of Medicine at McGill University. She is Chair of the Ethics and Governance Committee of the International Cancer Genome Consortium (2009-2017), as

well as the Ethics Advisory Panel of WADA (2015-). She is Co-Chair of the Regulatory and Ethics Workstream of the Global Alliance for Genomics and Health (2013-). In 2015-2016, she was a member of the Drafting Group for the Recommendation of the OECD Council on Health Data Governance and gave The Galton Lecture in November 2017. She holds four Doctorates *Honoris Causa* and is a *Fellow* of the American Association for the Advancement of Science (AAAS), the Hastings Center (bioethics), the Canadian Academy Health Sciences (CAHS) and the Royal Society of Canada. She is also an *Officer* of the Order of Canada and of Quebec and was awarded the 2019 Henry G. Friesen International Prize in Health Research.



Ledmyr, Helena

helena.ledmyr@incf.org

Deputy Director & Head of Development and Communications at INCF (International Neuroinformatics Coordinating Facility)

Interests: FAIR standards & best practices, collaborative neuroscience, developing relationships between Neuroinformatics research and industry, improving scientific publishing.



Lei Ai, Ph.D.

Neuroimaging Data Analyst in the Center for the Developing Brain at the Child Mind Institute. Oversees the collection, organization, quality assurance and sharing of EEG, fMRI and eye-tracking data obtained through CMI studies. Works collaboratively to develop neuroimaging research project plans and implement project protocols and operational plans.

Interests simultaneous EEG-fMRI, biomarker of mental health and learning disorders



Mangin, Jean-Francois

jfmangin@gmail.com

<https://scholar.google.com/citations?hl=zh-CN&user=s02fQuIAAAAJ>

Director of UNATI data analysis laboratory in Neurospin, the Ultra High Field MRI center of the CEA; Director of CATI, the French multicenter neuroimaging platform (<http://cati-neuroimaging.com>); Deputy of Katrin Amunts in the European Human Brain Project.

Interested in the aggregation of multiple large neuroimaging datasets, the variability of the cortical folding patterns and U-fiber bundles.



Makeig, Scott

smakeig@ucsd.edu

<https://scholar.google.com/citations?hl=zh-CN&user=wOPk6NIAAAAJ>

Director and Research Scientist, Swartz Center for Computational Neuroscience, Institute for Neural Computation, University of California San Diego. Co-PI of the EEGLAB software project (<https://scn.ucsd.edu/eeGLab>).



Dr. Margolis Amy

Assistant Professor of Medical Psychology at Columbia University Irving Medical Center, and the Director of the Environment, Brain, and Behavior Lab. She has a doctorate in Applied Educational Psychology: School psychology from Teacher's College and is trained as a clinical neuropsychologist with two decades of experience assessing and treating children with learning and attention disorders. In 2010 she completed a T32 fellowship in translational psychiatry at Columbia University and now conducts research as well as clinical practice. Dr. Margolis is an expert in human neuroimaging and focuses her learning

disability research program on the brain basis of psychological factors that affect children with learning disorders such as anxiety and executive function problems. Dr. Margolis is Principal or Co-Investigator of several federally funded projects that use neuroimaging in longitudinal birth cohorts to study the effects of prenatal exposure to neurotoxicants on brain and behavior outcomes. Most recently she has served as the text reviser for the chapter on Specific Learning Disorder for DSM 5TR and is Co-Chair of the ECHO (Environmental Influences on Children's Health Outcomes) National Neurodevelopment Working Group. Recent publications from her lab include papers using functional MRI to study the neural correlates of executive functions in reading disorder, anxiety in reading disorder, and the effects of prenatal exposure to commonly used flame retardants on the efficiency of the brain's reading network.

**Michael P Milham**

MD, PhD is the Vice President of Research and Phyllis Green and Randolph Cowen Scholar at the Child Mind Institute, as well as Director for the Center of Biomedical Imaging and Neuromodulation at the Nathan S. Kline Institute for Psychiatric Research. Dr. Milham's research interests include investigating how functional and structural connectivity in the brain may underlie differing forms of mental illness, and seeking to chart the course of brain development in healthy and affected children.

In order to accomplish these goals, Dr. Milham has worked to advance a Big Data research agenda in the neuroimaging community, which focuses on open data sharing as a means of achieving the large-scale samples needed to capture the broader range of presentations in psychiatry. He co-founded the 1000 Functional Connectomes Project and founded its International Neuroimaging Data-Sharing Initiative (INDI). These efforts have helped to bring major consortia to the community, including the ADHD 200, Autism Brain Imaging Data Exchange (ABIDE), Consortium for Reliability and Reproducibility (CoRR) and the PRIMatE Data Exchange (PRIME-DE).

**Martone, Maryann**

maryann@ncmir.ucsd.edu

<https://scholar.google.com/citations?hl=zh-CN&user=vSSW75cAAAAJ>

Received her BA from Wellesley College in Biological Psychology and Ancient Greek and her Ph. D. in Neuroscience from the University of California, San Diego. She is a professor Emerita at UCSD, but still maintains an active laboratory and currently serves as the Chair of the University of California Academic Senate Committee on Academic Computing and Communications. She started her career as a neuroanatomist, specializing in light and electron microscopy, but her main research for the past 15 years focused on informatics for neuroscience, i.e., neuroinformatics. She led the Neuroscience Information Framework (NIF), a national project to establish a uniform resource description framework for neuroscience, and the NIDDK Information Network (dknet), a portal for connecting researchers in digestive, kidney and metabolic disease to data, tools, and materials. She just completed 5 years as Editor-in-Chief of Brain and Behavior, an open access journal, and has just launched a new journal as Editor in Chief, NeuroCommons, with BMC. Dr. Martone is past President of FORCE11, an organization dedicated to advancing scholarly communication and e-scholarship. She completed two years as the chair of the Council on Training, Science and Infrastructure for the International Neuroinformatics Coordinating Facility and is now the chair of the Governing Board. Since retiring, she served as the Director of Biological Sciences for Hypothesis, a technology non-profit developing an open annotation layer for the web (2015-2018) and founded SciCrunch, a technology start up based on technologies developed by NIF and dkNET.

(Source: <https://orcid.org/0000-0002-8406-3871>)

**Mathiak, Klaus MD PhD**

<https://loop.frontiersin.org/people/20722>

<https://scholar.google.com/citations?user=wb7E4xgAAAAJ&hl=en>

Professor at the Dept. Psychiatry of the RWTH Aachen University and lead consultant for psychosomatic medicine. As psychiatrist and mathematician, my main research activities are based in advanced neuroimaging. The applied methods encompass functional imaging (MEG, fMRI) of cognition, audition, virtual reality and Brain-Computer interfaces. The physiological findings should improve biological and psychological therapies of schizophrenia, depression and personality disorders, aggression and impulsivity. I run a trial on brain changes under antipsychotic medication and the Psychiatric Imaging Network Germany (PING). My specialty is fMRI-based neurofeedback. Currently we evolve the methodology to integrate EEG measures and test whether they can provide comparable effectiveness to train neural self-regulation. Together with Mitchell Valdes Sosa, Klaus is PI for the German-Cuban exchange program TRAM.

**Menon, Ravi**

rmenon@robarts.ca

<https://scholar.google.com/citations?hl=zh-CN&user=1JrrurIAAAAJ>

Professor and Canada Research Chair in Functional and Molecular Imaging

Research Areas: Development and application of magnetic resonance imaging (MRI) and spectroscopy (MRS) techniques, functional magnetic resonance imaging (fMRI), design of sophisticated Radio Frequency hardware to better utilize these ultra-high field magnets

(Source: https://www.schulich.uwo.ca/biophysics/people/bios/ravi_menon.html)

**Muja, Naser**

nasermuja.phd@gmail.com

<https://scholar.google.com/citations?hl=zh-CN&user=Rc9WnygAAAAJ>

Naser is the Executive Director of the Canadian Open Neuroscience Platform as well as Executive Director of the Global Brain Consortium. He holds a Master of Business Administration from the John Molson School of Business at Concordia University as well as a Doctor of Philosophy in Neuroscience from the Stritch School of Medicine, at the Loyola University of Chicago. Prior to arriving in Canada, Naser studied CNS development as a Postdoctoral Fellow at the National Institutes of Health as well as noninvasive imaging of neural stem cell therapy at the Johns Hopkins School of Medicine. Naser is engaged in identifying solutions for human health issues that take place on a global stage where access to care, cost of care, sustainability, and government regulations are major considerations. In particular, health care continues to transform through ongoing advances in clinical research, technology, and engineering. Moreover, recent trends in wearable technologies, big data, telemedicine, mobile health, and personalized medicine are testing the limits of patient privacy and ethics. The Global Brain Consortium will help facilitate and accelerate the integration of neuroscience and technological advancements into policies and public awareness activities aimed towards reducing the human and socio-economic burden of psychiatric and neurological illnesses, and improving the mental health, quality of life, and productivity of people around the world.

**Pestilli, Franco**

frakkopesto@gmail.com

https://scholar.google.com/citations?hl=zh-CN&user=gh_KorwAAAAJ

Assistant Professor in Psychological and Brain Sciences at Indiana University Bloomington, USA. He is also associated with the Indiana University programs in Cognitive Science and Neuroscience and holds adjunct positions at the Indiana University School of Optometry, Department of Computer Science and Intelligent Systems Engineering.

**Poline, Jean-Baptiste**

jbpoline@gmail.com

Is an Associate Professor in the Department of Neurology and Neurosurgery at McGill; the co-Chair of the NeuroHub and Chair of the Technical Steering Committee for the Canadian Open Neuroscience Platform (CONP) at the Montreal Neurological Institute & Hospital (the NEURO); and a Primary Investigator at the Ludmer Centre for Neuroinformatics & Mental Health.

(Source: <https://www.mcgill.ca/neuro/research/researchers/jean-baptiste-poline>)

**Puce, Aina**

ainapuce@gmail.com

<https://scholar.google.com/citations?user=F5KjJe0AAAAJ&hl=zh-CN>

Eleanor Cox Riggs Professor, Psychological and Brain Sciences, Indiana University
(Source: <https://scholar.google.com/citations?user=F5KjJe0AAAAJ&hl=zh-CN>)

**Prado, Marco**

mprado@robarts.ca

<https://scholar.google.com/citations?hl=zh-CN&user=105FpeYAAAAJ>

Robarts Research Institute, Department of Physiology and Pharmacology/Department of Anatomy & Cell Biology and the Brain and Mind Institute, University of Western Ontario.

**Riera, Jorge**

jrieradi@fiu.edu

<https://scholar.google.com/citations?hl=zh-CN&user=zNW1ipoAAAAJ>

PhD. Neuronal Mass Dynamic Lab, Department of Biomedical Engineering, Graduate Program Director, Florida International University.

**Ritter, Petra**

petra.ritter@charite.de

<https://scholar.google.com/citations?hl=zh-CN&user=njHFeAsAAAAJ>

Full Professor. Chair of the Section for Brain Simulation, Dept. Neurology, Charité, University Medicine Berlin. Leader of the H2020 VirtualBrainCloud consortium and of the Human Brain Project Codesign project 'The Virtual Brain' and co-lead of The Virtual Brain open source

simulation platform. Interest in integrating multimodal neuroimaging through brain network modeling and model based clinical decision support.



Rogers, Christine

rogers@bic.mni.mcgill.ca

Project Officer at the McGill Centre of Integrative Neuroscience (MCIN), Montreal Neurological Institute. Technical Lead of many neuroinformatics initiatives with the LORIS team (Loris.ca), including the *MNI Open iEEG Atlas* and other Open Science or EEG pilot projects.




Roskams, Jane

jane.roskams@gmail.com

Is a neuroscientist at the University of British Columbia (UBC) with a joint appointment in Neurosurgery at the University of Washington. She is professor at the Centre for Brain Health at UBC, and directed their laboratory of neural regeneration and brain repair, before winding down her wet lab in 2014-15 to become Executive Director of the Allen Institute for Brain Science. After leading Strategy and Alliances for the Allen institute and consulting with the Bill and Melinda Gates Foundation on early childhood brain development, she has become known in the fields of neuroinformatics, public-private partnerships, and Open Data Sharing.

(Source: https://en.wikipedia.org/wiki/Jane_Roskams)



Roy, Yannick

yannick.roy@umontreal.ca

<https://scholar.google.com/citations?hl=zh-CN&user=x5c5jRgAAAAJ>

President and Co-Founder. NeuroTechX, BCI Montréal, École de technologie supérieure (ÉTS)

(Source: <https://www.dawsoncollege.qc.ca/centre-for-innovation-and-entrepreneurship-education/eweek-speaker/yannick-roy/>)



Saxena, Shekar

ssaxena@hsph.harvard.edu

<https://scholar.google.com/citations?hl=zh-CN&user=Yhf8eB4AAAAJ>

Professor of the Practice of Global Mental Health, Harvard T H Chan School of Public Health, one of the editors of Lancet Commission on Global Mental Health and Sustainable Development.



Smit, Dirk

d.j.smit@amc.nl / d.j.smit@amc.uva.nl

<https://scholar.google.com/citations?hl=zh-CN&user=ILswMFwAAAAJ>

Dr. Smit holds an MA in cognitive psychology and PhD in biological psychology. Current appointment is assistant professor of electrophysiology and genetics at the department of psychiatry of the Amsterdam UMC. Leader of the electrophysiology lab of the department. Founder and leader of the ENIGMA-EEG working group. Member of the Psychiatric Genetics Consortium OCD-TS workgroup. Interests are the implementation of deep and machine learning techniques for prediction of health outcomes and diagnostics in neurology, genetics underlying brain disorders, with specific focus on OCD and misophonia, and the expression of genetic liability in the brain.



Uludag, Kamil

kamil.uludag@maastrichtuniversity.nl

<https://scholar.google.com/citations?hl=zh-CN&user=PRqPyq8AAAAJ>

PhD. Senior Scientist at the University Health Network, Toronto, Canada & 7 Tesla MRI lead at the Institute of Basic Science, Suwon, Korea.



Valdes-Sosa, Mitchell J.

mitchell@cneuro.edu.cu

<https://scholar.google.com/citations?hl=zh-CN&user=BEuvKKgAAAAJ>

MD, PhD, General Director of the Cuban Neuroscience Center, Emeritus Member of the Cuban Academy of Sciences, Scientific Coordinator of the National Cuban Program for Brain

Dysfunctions. Expert in cognitive neuroscience and the application of neurotechnology to modify population health as exemplified in the programs for detection of hearing loss and learning disability operative in Cuba and other countries for decades—with measurable impact on health indicators.



Valdes-Sosa, Pedro

pedro.valdes@neuroinformatics-collaboratory.org

<https://scholar.google.com/citations?hl=zh-CN&user=0M2PVJIAAAAJ>

Founder vice-director of the Cuban Neuroscience Center, Director of the Joint China-Cuba Lab for Translational Research in Neurotechnology UESTC, Chengdu, Sichuan; 1000 Talent Professor of China, Coordinator of the Cuban Human Brain Mapping Project, Emeritus member of the Cuban Academy of Sciences, Adjunct Professor of Mathematics and Statistics at McGill University. Member Scientific Advisory Board OHBM and HBHL. Cuban delegate to the International Brain Initiative. Expert in Neuroimaging especially EEG with an interest in international cooperation toward Global Precision Brain Health.



Villringer, Arno

villringer@cbs.mpg.de

<https://scholar.google.com/citations?user=72JMeUkAAAAJ&hl=zh-CN>

Director at Max Planck Institute for Human Cognitive and Brain Sciences & Dept. of Cognitive Neurology at Leipzig University. Speaker of national Max Planck School of Cognition, coordinator of German Competence Net Stroke, board of directors of collaborative research center on 'obesity mechanisms. Interest in mind-brain-body interactions in risk factors (obesity, hypertension) leading to stroke & dementia. Multimodal imaging (sMRI, fMRI, DWI, EEG, NIRS), metabolic, cognitive assessment. Cohort studies.



Yao, Dezhong

<https://scholar.google.com/citations?hl=zh-CN&user=CIUoWqsAAAAJ>

dyao@uestc.edu.cn


Professor at University of Electronic Science and Technology of China; Director of the Int Joint Research center for Neuroinformation, Ministry of Science and Technology of China; the chinese Coordinator of the China-Canada-Cuba (CCC-axis) Brain Project; Interest in multimodal neuroimaging with emphasis on neurophysics of EEG and its application.



Yang, Zhen

<https://scholar.google.com/citations?user=sAUmCTgAAAAJ&hl=en>

Research Scientist at the Nathan Kline Institute for Psychiatric Research and Research Assistant Professor at the New York University School of Medicine. Interests: using advanced imaging techniques and computational modeling approaches to identify circuit-level markers for disease classification and treatment responses in psychiatric disorders.



Franco, Alexandre

alexandre.franco@nki.rfmh.org

alexandre.franco@childmind.org

alexandre.franco@nyulangone.org

https://scholar.google.com/citations?user=jWW_Pb8AAAAJ&hl=en

Director, Computational Neuroimaging Laboratories Division, Center for Biomedical Imaging and Neuromodulation, Nathan Kline Institute, and, Research Scientist at the Center for Developing Brain, Child Mind Institute, and, Research Assistant Professor, Department of Psychiatry, NYU Langone. Interested in the integration of EEG/fMRI data.

Representative of Chinese Institutions



Benjamin Becker, PhD UESTC

ben_becker@gmx.de

<https://scholar.google.com/citations?user=UmsTIVAAAAAJ&hl=en&oi=sra>

Thousand Talent (Full) Professor and head of the Neurotherapy & Social Cognition and Affective Neuroscience Lab (neuSCAN.net) at the University of Electronic Science and Technology of China. Agreement Professor at the Fourth People's Hospital of Chengdu. My research employs advances neuroimaging in humans to (1) determine disorder-specific and transdiagnostic markers for psychiatric disorders and (2) modulate these circuits via novel pharmacological and closed-loop modulation approaches, including network level fMRI / fNIRS real-time neurofeedback with the ultimate aim to improve treatment of psychiatric disorders.



Maria L. Bringas, PhD UESTC

Professor of Neuroinformatics. The Clinical Hospital of Chengdu Brain Institute MOE Key Lab for Neuroinformation, Coordinator of the Joint China-Cuba Lab for Translational Research in Neurotechnology UESTC, Chengdu, Sichuan. Ex-officio Head of Department of Neuropsychology International Center for Neurological Restoration, Cuba. Professor of Neuropsychology. Cuban Neuroscience Center. La Habana, Cuba. Interest in EEG source analysis to guide effectiveness of interventions in neuro-restoration.



Ms. Chen, Jing NSFC

chenjing@nsfc.gov.cn


Program Manager

Division of American and Australasian Affairs

Bureau of International Cooperation

National Natural Science Foundation of China

Ms. Jing Chen joined NSFC in 2017 as a Program Manager at the Division of American and Australasian Affairs. She previously worked with the UN and other governmental agencies in China.



Dong Li, PhD UESTC

Email: Lidong@uestc.edu.cn

https://scholar.google.com/citations?hl=zh-TW&user=Ob4leM8AAAAJ&view_op=list_works&sortby=pubdate

Li Dong received the Bachelor of Science in Mathematics and Applied Mathematics from Beijing Institute of Technology in 2009, and the Ph.D. degree in Biomedical Engineering from University of Electronic Science and Technology of China in 2016. From 2017 to as yet, he is current working in the key laboratory for NeuroInformation of Ministry of Education, University of Electronic Science and Technology of China as an associate research fellow. His current researches are methods and computing platform (including data mining, multimodal fusion etc. <http://webrain.uestc.edu.cn/>) of brain function analysis using EEG and functional magnetic resonance imaging (fMRI). The principal interests contain

functional connectivity and spatio-temporal features of the brain function, brain network and big data analysis. As the first author, he has published about 10 peer reviewed papers in journals, and Google Scholar H-index is 13.



Ji Weizhi, PhD Kunming University

Wji@lpbr.cn

Kunming University of Science and Technology



Keith Kendrick, PhD UESTC

k.kendrick.uestc@gmail.com; kkendrick@uestc.edu.cn

Lab link: <http://www.neuscan.net>

Professor Keith Kendrick has a BA (1976) and PhD (1979) in Psychology from the University of Durham in the UK. He has held research positions in the University of Durham, Institute of Zoology, University of Cambridge and at the Babraham Institute in the UK prior to moving his current post in the School of Life Science and Technology at the University of Electronic Science and Technology of China (UESTC) in Chengdu in 2011 as a National 1000 Talent Professor. He is a Fellow of the Society of Biology and an Emeritus Professor of Gresham College in London where he has delivered 30 public lectures on biomedical science since 2002 (available on the internet). He has published over 280 peer-reviewed papers, including many in Nature, Science and PNAS as well as in leading Psychiatric journals. The total citation for his publications is now over 16,500, with 42 papers' citations over 100 and 5 papers over 300 and the H index is 74. He is entitled as "Elsevier China Highly Cited Scholars" and has received numerous competitive research grants from both UK and China-based funding agencies.

His current main research work is establishing how the human brain interprets social and emotional information and how this becomes impaired in psychiatric disorders. He is also investigating new neurotherapies for psychiatric disorders based on administration of the neuropeptide oxytocin, voluntary control of brain activity and connectivity using neurofeedback and computer and video game technology.

Li, Chengyu, PhD ION

tonylyc@ion.ac.cn



Principal Investigator, Institute of Neuroscience, Shanghai Institute of Biological Sciences, Chinese Academy of Science, Shanghai, China

My scientific mission is to discover how cortical regions and long-range connections work **together** in working memory, a critical process of the brain to actively maintain and manipulate information in the brain. We discovered the causal contribution of neuronal activity in medial prefrontal cortex and a sensory cortex (anterior piriform cortex) in working memory. My laboratory further developed an automatic training system (>60 behavioral training stations) to allow rapid and high-throughput behavioral screening in head-fixed mice. We use optogenetic perturbation in-vivo in mice learning to perform olfactory and spatial working memory-based tasks to understand the causality of large-scale cortical regions in working memory. We also

use multi-region extracellular electrophysiological recordings and calcium imaging to discover the neural correlates of working memory in distributed network. Our long-term goal is to uncover the circuitry mechanistic underlying working memory.



Li Tao, M.D., Ph.D Huaxi Hospital

litaohx@scu.edu.cn; xuntao26@hotmail.com

Professor Tao Li is the chair of Mental Health Centre and the director of Brain Research Center in West China Hospital, Sichuan University, China. She received her Bachelor degree of Clinical Medicine and M.D of Psychiatry at West China University of Medical Sciences in China, and her PhD of Psychiatric Genetics at Institute of Psychiatry, King's College London in UK. Her research is mainly focused on identifying the causes and biomarkers of psychiatric disorders, and to develop clinically rational means to optimize the treatment in mental disorders in order to ensure maximum efficacy with minimal adverse effects.



Nan Yun, PhD, MD Beijing Normal University

Email: nany@bnu.edu.cn; dr.yunnan@gmail.com

Webpage : <http://brain.bnu.edu.cn/home/nanyun/index.html>

Research: Neuroplasticity, music and language



Si Wei, PHD Kunming University

Siw@lpbr.cn

Kunming University of Science and Technology



Song Yan, PhD, Professor Beijing Normal University


songyan@bnu.edu.cn

Webpage: <http://brain.bnu.edu.cn/home/songyan/index.html>

Research: The neural mechanism of visual attention in children, The neural mechanism of ADHD in children, The relationship between visual attention and language learning by using ERP/EEG

and fNIRS.

Webpage: <http://brain.bnu.edu.cn/home/songyan/index.html>




Xia Mingrui, PhD Beijing Normal University

Email: mxia@bnu.edu.cn

https://scholar.google.com/citations?hl=en&user=S5oO_zMAAAAJ

Associate Professor of the State Key Laboratory of Cognitive Neuroscience and Learning at Beijing Normal University. His research work includes developing computational methods for identifying and characterizing the hubs of human brain functional network, establishing high-performance algorithms and platforms for the construction, storage, computation and visualization of the high-resolution connectome, and applying established methods to investigate brain network

alterations and treatment evaluations in depression. He has published over fifty peer-reviewed articles with a total citation of 4,268.



Yu-Xuan Zhang, PhD Beijing Normal University

zhangyuxuan@bnu.edu.cn

Yu-Xuan Zhang received B.S. in biology and biophysics and bachelor degree in economics from Beijing University at 2000, and Ph. D. in neuroscience from Northwestern University at 2007. She has held research positions in Northwestern University, USA, MRC Research Institute of Hearing, UK, and now in the State Key Laboratory of Cognitive Neuroscience and Learning at Beijing Normal University, China. Her research interests include hearing impairments and rehabilitation, auditory learning and neural plasticity in developing as well as adult brains. In addition to research papers, she has also worked to improve measures of auditory functions, including invention of a test of attention in listening and a mobile hearing screening test for Chinese speakers. Currently, her research primarily focuses on elucidating brain functional changes following auditory deprivation and restoration in children leading towards function enhancing methods.

Representative of Cuban Institutions



Aubert-Vázquez, Eduardoaubert@cneuro.edu.cu

<https://scholar.google.com/citations?user=9TUzHPYAAAAJ&hl=en>

Computer Scientist. PhD in Medical Sciences. Senior Researcher at the Neuroinformatics Department of the Cuban Neuroscience Center, Havana, Cuba.

Dr. Aubert's main skills and expertise are in Image processing and visualization, EEG processing. Programming languages: Delphi Pascal, C++.

Graphic APIs: OpenGL. OS: Windows. Development environments: Borland IDE, Qt. He has more than 30 years of experience in development of Neuroinformatics tools for data management and processing.



Bobes-León, María Antonieta

antonieta@cneuro.edu.cu

<https://scholar.google.com.mx/citations?user=5-7BukUAAAAJ&hl=es>

I have been head of the Cognitive Neuroscience Department in Cuban Neuroscience Center (CNEURO) since 1998 to 2018. At present, I am leading several research lines and I also post-graduated formation in CNEURO, being the academic coordinator of the Master degree in Neuroscience since its creation in 2004. In all these years, I have been involved and lead several research projects, including: development of a software package for the acquisition of evoked potentials of different sensory modalities, clinical applications of auditory brainstem evoked potentials, cognitive rehabilitation in brain damage patients, electrophysiological endophenotypes in psychiatric patients, and biological basis of violence.

At the present time, I lead a group of 10 people, including 4 associated researchers, 5 postgraduate students (3 PhD, 2 master degree) and 1 technician. This group is involved in three main problems:

1. To understand the brain processing underlying face and emotion recognition.
2. To understand the brain basis of impairments associated to aging in both cognitive and physical performance.
3. To understand the brain basis of violent behavior.

We tackle these difficult problem by using a variety of approaches: human electrophysiology (ERPs, EEG), neuroimaging (fMRI, DTI, VBM), recordings of peripheral measures (SCR, facial EMG). These studies have been conducted in typical subjects as well as in brain-damage patients (prosopagnosia, Capgras delusion), elderly suffering Mild Cognitive impairment and dementia and some especial population related to violence, like criminal offender, abused children and neglectful mothers, and sport combat athletes.



Calzada-Reyes, Ana

ana.calzado@cneuro.edu.cu

<https://scholar.google.es/citations?user=aA8B0EYAAAAJ&hl=es>

Director of Clinical Neuroscience at the Cuban Center for Neuroscience and Professor of Physiology at Cuban Medical School.

She founded the Clinical Neurophysiology Laboratory in Forensic Medical Institute in Havana. From 2000 to 2016 she was the head of Clinical Neurophysiology Department at the Cuban Forensic Medical Institute. She received her MD from the Medicine Institute of Santiago de Cuba and graduated with golden title. She was a resident in Clinical Neurophysiology at the Cuban Neurological and Neurosurgery Institute. Her work includes clinical and research analysis of electrophysiological measurements, neuroimaging (EEG, ERP and MRI), and electrophysiological equipment development.



Charroó-Ruiz, Lidia Esther

lidia@cneuro.edu.cu

She founded the Clinical Neurophysiology Laboratory at "Agostinho Neto" Hospital in Guantánamo (1993), where she also worked as the specialist in charge of the services. She has worked in EEG, ERPs and EMG. Since 1996, she has been working in the Department of Clinical Neurophysiology at the Cuban Neuroscience Center. She has experience in development of electrophysiological equipment, recording of Evoked Potentials, nervous conduction studies in monkeys and rats, neurophysiological monitoring in Intensive Care Unit and in neurosurgery. She is a member of the National Group of Cochlear Implant, conducting research on brain plasticity in deaf-blind and deaf children. Since 2018, she is working on the sleep project of the Cuban Neuroscience Center.



Estévez Pérez, Nancy

nancy.estevez@cneuro.edu.cu

PhD. Head of the Neurodevelopment Laboratory, at the Cuban Neurosciences Center. Study of the the development of anatomical and functional brain networks and cognitive processes underlying the typical and atypical development of numerical cognition and academic achievement, using behavioural, neuropsychological and neuroimaging methods, from very early neurodevelopmental stages. IBRO/IBE UNESCO Science of Learning Fellow 2019.



Garcia del Barco-Herrera, Diana

diana.garcia@cigb.edu.cu

https://www.researchgate.net/profile/Diana_Garcia_del_Barco

PhD. Head of Neuroprotection project at Centre for Genetic Engineering and Biotechnology in Havana, Cuba. Full Professor of Biochemistry at the Latinoamerican School of Medicine. Her research work has been focused in the assessment of combined therapy consisting in the coadministration of Epidermal Growth Factor (EGF) and Growth Hormone Releasing Peptide 6 (GHRP6) in a variety of animal models of multiple sclerosis, amyotrophic lateral sclerosis, Alzheimer, and stroke and its translation to the clinical arena. The combined therapy of EGF+GHRP6 has been assessed in a phase I/II clinical trial "Courage" in patients suffering of acute stroke. The results were favorable in terms of the outcome based on modified Rankin

scale at 6 months and 1 year after the stroke onset, and also in terms of survival. A Phase III clinical trial, Courage II, is currently underway.



García-Pupo, Laura

laura.garcia@cneuro.edu.cu

<https://scholar.google.com/citations?user=WrnrtAVEAAAAJ&hl=en&oi=ao>

Associate Researcher at the Department of Neurochemistry in the Cuban Center for Neurosciences. She holds a PhD in Biological Sciences from the University of Havana and a PhD in Biomedical Sciences from the University of Antwerp, Belgium, where she conducted research in cell culture and *in vivo* models of brain ischemia to evaluate the neuroprotective potential of series of synthetic spirosteroids, by means of molecular biology techniques and transcriptome-wide analysis by next-generation sequencing. She was awarded with the Annual Prize of Health 2017 by the National Council of Scientific Societies of the Cuban Ministry of Public Health. She is currently working on the therapeutic potential of novel naphthyl derivatives for the treatment of Alzheimer's disease.



Gutiérrez-Gil, Joel V

igut@infomed.sld.cu

MD, PhD Gutiérrez is head of the Clinical Neurophysiology unit of the Cuban Institute of Neurology and Neurosurgery (INN), president of the scientific board of the INN, senior professor and researcher of the Havana medical University and collaborator at the Dysautonomia Center of New York University. His research interests include neurophysiology and epidemiology of Amyotrophic lateral sclerosis, electrophysiological evaluation of autonomic nervous system (ANS) disorders in patients with peripheral neuropathy and neurally mediated syncope and the development of new neurophysiological techniques for the evaluation of neuromuscular disorders. His main achievements are related to the early identification of ANS disorders in peripheral neuropathy, the electrophysiological characterization of Riley-Day disease, the evaluation of the epidemiology of ALS in Cuba and the development of new accessories for nerve conduction studies in clinical practice.



Luis Saturnino Herrera Martínez

luisherreramartinez140@gmail.com

He graduated in 1966 of Medical Doctor and was trained in genetics and molecular biochemistry at the Pasteur Institute and Harvard University between 1970 to 1980. He was the Research Director and the General Director of the CIGB in Havana until 2016. Currently he works as advisor of the president of BioCubaFarma. He is a full member of the Cuban Academy of Science.



Marcheco-Teruel, Beatriz

beatriz@infomed.sld.cu

<https://scholar.google.com/citations?user=-zQf3H8AAAAJ&hl=en>

MD, PhD graduated as medical doctor and clinical geneticist in Cuba and obtained her PhD at The Arhus University in Denmark, serves as Full Professor of Medical Genetics at the Medical University of Havana and Senior Researcher at the National Center of Medical Genetics, lectures on genetic epidemiology, genetics and public health, genetic risks factors associated to complex diseases focused on mental disorders and genetic structure and admixture of the Cuban population. She is the Director of the National Center of Medical Genetics in Havana, President of the Cuban Society of Human Genetics, Chief of the National Advisory Group for Clinical Genetics at the Cuban Ministry of Public Health and Vice-president of the Caribbean Research Network for Sickle Cell Anemia and Thalassemia. She is full member of the Cuban Academy of Science and invited researcher in the group of David Reich at the Broad Institute of MIT and Harvard University.



Martínez-Montes, Eduardo

eduardo@cneuro.edu.cu

<https://scholar.google.com/citations?user=1RRtTngAAAAJ&hl=en&oi=ao>

PhD in Physics. Senior Researcher and Senior Professor at the Cuban Neuroscience Center, Havana, Cuba.

Dr. Martínez-Montes's main research interests are in applying mathematical and physical thinking in neuroscience problems. Particularly, he has worked on developing models and methods of analysis of brain electromagnetic activity and other functional data (EEG, MEG, fMRI).



Nuñez-Figueroa, Yanier

yanier.nunez@cidem.cu, yaniernf@infomed.sld.cu

https://www.researchgate.net/profile/Yanier_Nunez-Figueroa

Dr. Nuñez-Figueroa is the Head of the Experimental Neuropharmacology Lab at CIDEM (Since 2010). Ph.D. Pharmaceutical Sciences, Senior Researcher. His research experience is related to the evaluation of neuroprotective, antioxidant and mitoprotective activities of natural and synthetic products (with more of 60 papers). In recent years the research of his group has been directed to the search for new drugs for the treatment of neurological diseases, including cerebral ischemia, Alzheimer's disease, Parkinson's disease and depression. He has developed an intense and productive international collaboration, participating in and directing several international projects.



Orellana-García, Arturo

arturo.orellana@neuroinformatics-collaboratory.org

<https://scholar.google.com/citations?user=ZvBBu48AAAAJ&hl=es>

MD, PhD. Advisor of scientific research in medical informatics, Professor and Associate Researcher at the University of Informatics Sciences of Havana. Researcher of Technologies and Information Systems of Health. Coordinator of projects for developing algorithms for neuroimaging fusion. Scientific member of the National Cuban Program for Brain Dysfunctions.

Collaborator of the Cuban Neuroscience Center.



Rodríguez-Labrada, Roberto

roberto.rodriguez@cneuro.edu.cu

<https://scholar.google.com/citations?user=Vy145nEAAAAJ&hl=en>

Roberto Rodríguez-Labrada, Las Tunas, Cuba, 1981, Deputy Vice-director of the Cuban Neuroscience Center. Senior Professor & Senior researcher. Member of the Cuban Academy of Sciences as Associated Young as well as member of the steering committee of the Panamerican Network of Hereditary Ataxias. Deputy Vice-director of the Centre for the Research and Rehabilitation of Hereditary Ataxias (2006-2019). He have tackled spinocerebellar ataxia type 2 from multiple approaches, from basic and applied research contributing to improvements in the staging of the disease, as well as the description of biomarkers, therapeutic targets, and treatment strategies. He is author of almost 80 peer-reviewed papers and 3 books, with 1350 citations and H index of 21. He have won multiple international awards from the International Parkinson and Movement Disorder Society, the International Brain Research Organization and the International Federation of Clinical Neurophysiology, as well as several prizes from the Cuban Academy of Sciences and the Cuban Ministry of Public Health.



Rodríguez-Aldana, Yissel

yraldana@gmail.com

<https://www.linkedin.com/in/yissel-10aa6b131/>

PhD. Director of the Center of Studies of Neuroscience and Image and Signal Processing. Assistant professor at Universidad de Oriente. Research interest, EEG monitoring methods, machine learning and tensor methods applied to biomedical signal processing.



Rodriguez-Gil, Iris

iris.rodriquez@cneuro.edu.cu

Computer Scientist. Auxiliar Researcher at the Neuroinformatics Department of the Cuban Neuroscience Center, Havana, Cuba.

Iris main skills and expertise are in High Performance Computing, Parallel Programming, and Algorithm Optimization. Programming languages: C, C++, MYSQL, Linux operating system and Matlab. She has recently worked in developing tools for the management of large neuroscience databases.



Rosario Torres Díaz

PhD. Head of the Department of Educational Neuroscience at the Neuroscience Center of Cuba. Her research experience includes educational and cognitive neuroscience, neurocognitive assessment, learning disorders. In the last decade she has been working, in collaboration with the Ministry of Education, on the design and implementation of a program to detect, evaluate and intervene the most frequent neurodevelopmental disorders in school-age children. She is a permanent member of the National Committee for PhD programs in

Psychology.



Velázquez-Pérez, Luis

luis.velazquez@infomed.sld.cu

<https://scholar.google.com/citations?user=F4SU91QAAAAJ&hl=es>

Senior Researcher of Center of Ataxias.

President of the Cuban Academy of Sciences

Luis Velázquez-Pérez (Holguín, 1963). MD. Clinical Neurophysiologist and II Degree in Neurology. Doctor of Medical Sciences and Doctor of Science. Post-doctorate at the Center for Research and Advanced Studies of the National Polytechnic Institute of Mexico (2013-2014). Full

Academic. Researcher and Professor. Professorship at the University of Tübingen in Germany 2014-2016. Guest Professor at the University of Holguin. Founding Director of the Center for Research and Rehabilitation of Hereditary Ataxias. Founding Director of the Pan-American Network of Hereditary Ataxias. He has more than 250 publications, 4 books and 7 book chapters. He is ad hoc reviewer of several international journals and associate editor of the journal *Cerebellum & Ataxias*. Georg Foster Award from the Alexander von Humboldt Foundation. Distinguished Personality in the Science sector in the Province of Villa Clara. He has trained more than 70 specialists in different branches and 12 Doctors of Science. He has 10 National Awards from the Cuban Academy of Sciences and more than 20 National Health Awards per year, as well as several International Awards. He is devoted to spinocerebellar ataxias researches providing outstanding contribution to improvements in the staging of the disease, as well as the description of biomarkers, therapeutic targets, and treatment strategies.



Villate-Gómez, Fernando

fernando.villate@cneuro.edu.cu

<https://scholar.google.es/citations?user=SKqFJ9sAAAAJ&hl=es>

Doctor of medicine since 1989 and MSc since 2007. Director of Research in the Cuban Neuroscience Center since 2016. He was the Deputy Director of Research of the Superior Institute Dr. Luis Díaz Soto in 1999 and head of scientific research at the FAR Medical University until 2015, as well as

member of the advisory council of the Rector of the University. He is currently involved in the national working group on hereditary ataxias and is the Secretary of the Cuban Brain Program. He is an Assistant Professor with more than 24 years of experience and has participated in 27 research projects and 67 scientific meetings, with 13 publications.

The program consists of interleaved plenary and Work Group sessions. And can be accessed at https://1stneuro-my.sharepoint.com/personal/pedro_valdes_neuroinformatics-collaboratory_org/_layouts/15/onedrive.aspx?FolderCTID=0x0120005964DD04C09B5E499BB2351402F9F27B&sortField=LinkFilename&isAscending=true&id=%2Fpersonal%2Fpedro%2Fvaldes%2Fneuroinformatics%2Dcollaboratory%2Forg%2FDocuments%2FCheck%2FGBC%2FGBC%202020

For the Conference communication online remote or locally you can contact Daniel Mondejar at daniel.mondejarmolejon@gmail.com

Note that each work group will have one or more chairs.

1. Each meeting participant must select one or more work group(s) that they want to attend (including remotely). After you select the work group(s), please, send an email to maria.bringas@neuroinformatics-collaboratory.org and notify the chairs of the group.
2. You can upload to the folder of the respective group the material you want to present or discuss in the working groups site. This includes papers, other documents, presentations, videos. Note that each workgroup will be allocated a limited period of time according to the program and it will be important that each group carefully coordinate their presentations within the scheduled time.

Instructions for in-person participants:

- a. **The convention Hotel has an “all inclusive” system:** lodging, food and beverages are included in your package. To access these services, guests need a special bracelet received at your check-in. This includes a selection of beverages in your room fridge. Other services like, telephone call side of the hotel using the hotel telephone exchange, the Spa and cabaret are not included in the price of your room. During the breaks you can go to any one of the facilities and get refreshments on your own.
- b. **Badges and printed material:** On February 28th the participants can go to the Convention Center level 0 to the reception desk near the front door of the Convention Center to receive the badge and the printed program and other materials of the meeting. The plenary sessions will be held in Guama I-II and the work groups will adjourn in the Atenas and Yumurí rooms—each of which are located on the same floor.
- c. **Phone communication:** You can either use roaming of your phone number or buy a Cuban SIM card (link). At the hotel you may make phone calls room to room, in Cuba and abroad (the latter two with charges, as usual)
- d. **Internet:** The general WIFI system of the Hotel is free. During check in you will receive a username and password to connect to the Hotel Internet using the server MIV with 5 hours free. Guests can recharge thier account at the reception desk, also for free—for an unlimited quantity of recharges. During the meeting you will have access to high-speed Internet via another dedicated server “GBC 2020” with a special password for the meeting. High-speed internet is available only in the conference rooms and local area.
- e. Please let us know if you have dietary restrictions contact Janet Perodin who is the contact person of the Local Organizing Committee +53-5-5590680. Or her email address: janetperodin@gmail.com

Instructions for remote participants:

1. Remote participants must provide their Skype username in order to obtain an invitation for the corresponding sessions of the selected work group. The chairs of each work group will invite guests to join their session.
2. Participants must contact the chair to accommodate the time of the sessions and the points of discussion according to the difference in time zone between your country and Cuba.

Instructions for one day participants:

One-day participants may proceed to the registration desk located in the main Lobby of the Hotel at Level 2. There they will receive a special bracelet to access all the services of the Hotel for one day. One-day participants may also collect their event badge, printed program and other meeting materials at the registration desk of the level 0 of the Convention Center.

To find the meeting places you can find **attached the** Map of the Convention Center and the Map of the Hotel.

GENERAL SERVICES OF THE HOTEL

<https://www.melia.com/es/hoteles/cuba/varadero/melia-internacional-varadero/index.htm> Avenida Las Américas, Km 1 Varadero 42110. **COORDINATES** 23.159237 , -81.240155. Phone number (53) 45 623100. Email melia.internacional@meliacuba.com

- 24-hour reception. Check-in 3pm. Check-out 12 midday. **Late check-out:** Guests who need to stay longer at the Hotel will have the option to purchase late checkout. Extended departure will be provided according to the availability of the Hotel at a rate of 10-14 CUC per additional hour.
- Currency exchange (credit cards issued by American banks not accepted). You can use Master Card and VISA in almost all the sites. Currency in Cuba is the Cuban Pesos CUP and the convertible peso CUC.
- 24-hour telephone services
- Free Wi-Fi
- Luggage porters
- Customer service helpline
- Smoking areas
- Pets not admitted (except guide dogs)
- Special services for regular customers, wedding anniversaries and birthdays
- Rooms for the disabled and access ramps. Wheelchairs available on request
- Hotel voltage: 110v/220v (60Hz) and the connectors are US and European styles.
- 24-hour internal security team

Services not included in the all-inclusive: Currency exchange, souvenir and gift shops, perfumery, jams, tourist offices, excursions, travel agencies, taxis, car rentals, bicycles, laundry, cigars, phone calls, off-menu drinks and meals, medical services, beauty salon, massages, meeting rooms, weddings and specialist and external activities. Tourist bus. Sensus speciality restaurant (not included) and Varadero Cabaret Continental both alongside the hotel.

Forecasted Weather in Cuba

DAY	DESCRIPTION	MÁX./MIN.	RAIN	WIND
-----	-------------	-----------	------	------

THURS. 27. FEB.	Cloudy	24·18	20%	NNO 29 km/h	74%
FRIDAY. 28. FEB.	Cloudy	20·18	0%	N 24 km/h	65%
SATURDAY. 29. FEB.	Partly cloudy	22·17	10%	N 25 km/h	60%
SUNDAY 1. MAR.	Sunny	23·18	10%	NNE 25 km/h	57%

Maps

Hotel Meliá Internacional Varadero



CAPTION

- | | | | |
|---------------|-------------|--------------------|-----------|
| MAIN BUILDING | BEACH | GENERAL FACILITIES | YHI-SPA |
| ROOMS | RESTAURANTS | FAMILY | THE LEVEL |
| SWIMMING POOL | BARS | MEETING ROOMS | WEDDINGS |

Convention Center Meliá Internacional Varadero Level 0

